

THE S D VIDYA SCHOOL

NOIDA

HOLIDAY HOMEWORK 2023-24

NURSERY



Summertime

By Sarah - Little Learning Corner

Summertime, summertime,
Let's go out and play.
Time for fun, and lots of sun.
I love these kind of days!

Summertime, summertime,
Swimming to stay cool.

Pillow fights,
and late night bites.
An awesome break
from school!

**happy
holidays!**

Dear Parents,

Summer time is fun time, especially for kids as they have a long break from school. Let's utilize these days to make children learn with fun.

Activities have been designed to keep children involved, enhance their knowledge and develop their skills.

These activities are to be done under the guidance and supervision of parents. Let's make this a joint effort- by you as a parent and we as a school to achieve the targets.

These are small ways & means which if incorporated in daily routine of children shall definitely help us achieve our aim.

Be the Cultured One

Good manners reflect an innate sense of consideration for others and respect for self. Let's be the person to whom the others will look up to. There are small ways and means by which we can achieve the same viz.

- Greeting all by saying Namaste with folded hands or by touching feet of our elders.
- Using thank you, sorry whenever required.
- Helping around the house by watering plants, serving water to guests, keeping things in proper place etc.



Celebration Time

21 June - Father's Day

"A Father is someone who holds you when you cry, scolds you when you break the rules, shines with pride when you succeed and has faith in you even when you fail...."

Activity

To show love and gratitude for your father make a beautiful tie by using colourful paper and ribbon (Cotton Dabbing).



EVS

- **Learn below the General awareness questions**

Q1 Who is our father of Nation?

Q2 Who is the President of India?

Q3 Who is the Chief Minister of Uttar Pradesh?

Q4 Which animal is known as the 'Ship of the Desert'?

Q5 How many days are there in a week?

Q6 Who is the Missile Man of India?

- **Let us answer a few basic questions and try to use simple words, phrases, and sentences in school and at home.**

- What is your name?
- How old are you?
- In which class do you read?
- What is the name of your school?
- What is the name of your father and mother?
- May I come in ma'am?
- May I drink water?
- May I go to the toilet?
- I am feeling hungry.
- Please give me a glass of water.
- Please trim my nails.
- I am feeling sleepy.

Aesthetic Development

Help your child to create something unique on 'Seasons' theme by using colourful sheets and decorative material which will enhance and showcase their creative skills. Don't forget to bring your creation to school after the vacation.

Some examples are given below for your reference.



Let's Go Green

The thrill of planting a seed and watching it grow can be a wonderful experience for our kids. They can look at the changes when the seed blooms into a sapling and during the growth process taking ownership of it will inculcate the virtue of love and care in them. They will understand what it takes to nurture a seed and how significant are plants and trees in our environment.

Requisition and instruction for the activity: -

- A small earthen pot.
- A seed of your choice
- The sapling has to be brought to school on 5 th July,2023 labelled with the student's name on the pot.

NOTE: The seed properly nurtured and best taken care of will be awarded.

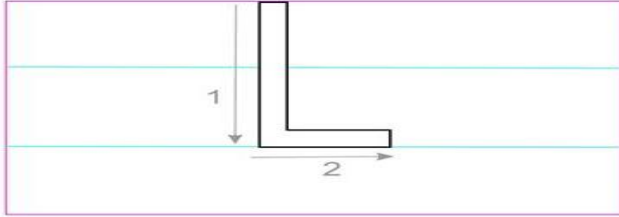


NAME:

DATE:

Let's trace letter L!

Say, trace, write and color



L for Lamp

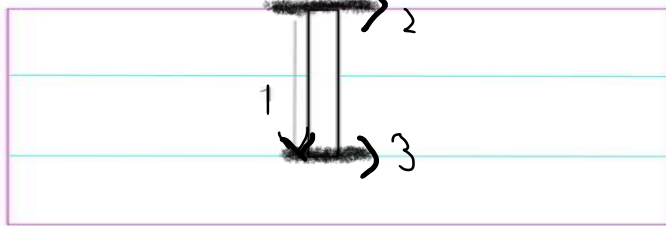
Tracing practice area with multiple rows of handwriting lines. Each row consists of a top red line, a middle blue line, and a bottom red line. The first row starts with a solid black letter 'L' on the left, followed by three dotted 'L' characters for tracing. The subsequent rows each contain four dotted 'L' characters for tracing.

NAME:

DATE:

Let's trace letter Ii.

Say, trace, write and color



I for Insect

I

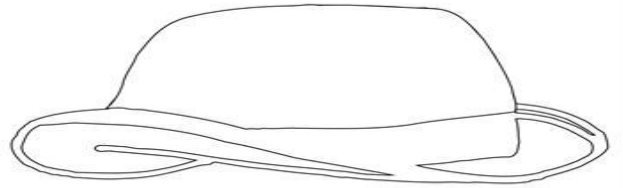
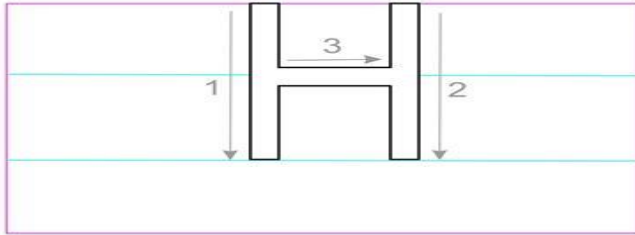
Handwriting practice lines for the letter 'I'. Each line consists of four horizontal lines: a top red line, two middle blue lines, and a bottom red line. The first line starts with a solid uppercase 'I' on the left, followed by four dotted uppercase 'I's for tracing. The next seven lines each contain four dotted uppercase 'I's for tracing.

NAME:

DATE:

Let's trace letter Hh.

Say, trace, write and color



H for Hat

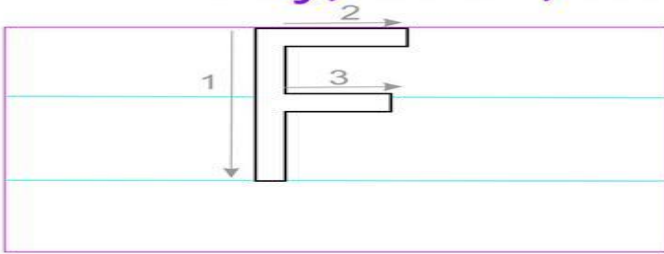
Handwriting practice lines for the letter H. Each line consists of a top red line, a middle blue line, and a bottom red line. The first line starts with a solid black uppercase 'H'. The following lines contain dotted uppercase 'H's for tracing. There are 10 rows of these lines in total.

NAME:

DATE:

Let's trace letter Ff.

Say, trace, write and color



F for Fan

F

F

F

F

F

F

F

F

F

F

F

F

F

F

F

F

F

F

F

F

F

F

F

F

F

F


F

F

NAME:

DATE:

Oral recognition of colours and use the colour code to colour the picture.



1-yellow
5-orange

2-blue
6-red

3-pink
7-purple

4-green

द. एस. डी. विद्या स्कूल

विषय: हिंदी

कक्षा: नर्सरी


नाम:

दिनांक:

स्वर को ट्रेस करें

चित्र में रंग भरें

अ से अनार



द. एस. डी. विद्या स्कूल

विषय: हिंदी

कक्षा: नर्सरी

नाम:

दिनांक:

स्वर को ट्रेस करें

चित्र में रंग भरें

आ से आम

