

THE S D VIDYA SCHOOL

NOIDA

HOLIDAY HOMEWORK 2023-24

GRADE-IV



Summertime

By Sarah - Little Learning Corner

Summertime, summertime,
Let's go out and play.
Time for fun, and lots of sun.
I love these kind of days!

Summertime, summertime,
Swimming to stay cool.
Pillow fights,
and late night bites.
An awesome break
from school!



happy
holidays!

- Summer Vacation is the best and the most fruitful time for learning and nurturing creativity. Keeping this objective in mind we have planned diverse and exciting activities that will enhance your knowledge and boost your creativity.
- “Knowledge is Power”. Therefore, read lots and lots of books to cultivate the reading habit and develop your vocabulary, language skills, increase your attention span and improve your spellings.
- “A healthy mind lives in a healthy body”. So play the sport of your choice INDOORS. It will help to instill discipline, generate sporting spirits and channelize your energies constructively.
- Get up early in the morning and see the rising sun. Do indoor exercises / yoga and stay healthy and fit. Spend quality time with your elders and share your thoughts and ideas with them.
- Eat healthy food and drink lots of water during summer.
- Integrating curriculum helps students deepen their understanding of the subject matter and comprehend relationship between different areas of study. This year’s holiday homework has been designed keeping this interdisciplinary aspect in mind.

Let's Go Green

The thrill of planting a seed and watching it grow can be a wonderful experience for our kids. They can look at the changes when the seed blooms into a sapling and during the growth process taking ownership of it will inculcate the virtue of love and care in them. They will understand what it takes to nurture a seed and how significant are plants and trees in our environment.

Requisition and instruction for the activity: -

- A small earthen pot.
- A seed of your choice
- The sapling has to be brought to school on 5 th July,2023 labelled with the student’s name on the pot.

NOTE: The seed properly nurtured and best taken care of will be awarded.



**WE WISH YOU TONS OF HAPPINESS ,JOY
AND FUN WHILE YOU ARE ON VACATION!**



A single inter – disciplinary project is to be made in one file containing all subjects.

- ❖ The first page of the project should have the following details-
- ❖ Name of the Student-
- ❖ Class and section-
- ❖ Session-

The second page must have the following:

Teacher's Signature	Remarks by Teacher	Subject

- The project should be hand written on A4 size white/coloured sheets and to be attached in scrap book.
- All subject specific tasks or homework to be placed in a single file.
- Do the work in neat and clean handwriting.
- Follow the procedure of leaving one finger space between words.

Theme- Clothes of Arunachal Pradesh

TASK-1

A.EVOLUTION OF ETHNIC WEAR: Tracing the history of dresses to modern day. Use images from internet or magazine creating a scrap book for the same.

Steps of Instructions

- Take a thin scrap book, cover it, and give an appropriate title
 - Make it attractive with colourful and eye-catching pictures
- B.** Assemble a doll using any plastic bottle or anything of your choice with the dress of Arunachal Pradesh.
- Write a short paragraph about its accessories in 100- 150 words in colour ful A-4 sized sheet and create photo studio at the end of holidays showcasing your work(Doll)



TASK 2: Fibre to fabric of Arunachal Pradesh



Explore about the clothes worn by Buddhist monks and people of Arunachala Pradesh.

Collect the information and prepare a beautiful and creative folder along with suitable pictures.

It should include:

- 1) Type of clothes they wear, fabric used, weaving pattern etc.
- 2) Collect Pictures of dresses of Arunachal Pradesh and make a collage on A3 size sheet. Write type of fiber (natural/ synthetic fiber) used in their traditional dresses.

- 3) Difference between fibre, Yarn and fabric.
- 4) The properties of different natural fibres.
- 5) Processes of making fabric from fibre (with pictures)
- 6) Explain what property of woolen clothes enables people to cope with low temperatures.
- 7) Explain why plant fibres are a better choice as compared to animal fibres.
- 8) Explain why natural fibres should be preferred over synthetic fibres in the present scenario.
- 9) Click a picture each of the above tasks and prepare a PowerPoint presentation.

TASK 3:

SHAPES AND SYMMETRY

ACTIVITY AND INSTRUCTIONS:

Prepare an attractive project file.

Include the following:

I. Write the names of any 5 cities of Arunachal Pradesh along with the pictures.

- Mention the distance from Uttar Pradesh to each city (in Km), their population and the area.

- Then write population of these states in words (Both in Indian and International System) as well as in expanded form.

II. Find out the shapes, pattern and symmetry in the Traditional dresses of Arunachal Pradesh.







- Give two examples of each of the three shapes you see in your daily life and describe their characteristics.



TOPIC- DATA HANDLING AND ANALYSIS

Mukut Mithi owns “Arunachal Pradesh Emporium” which has all the unique clothing styles and designs from Arunachal Pradesh. Given Below are the details of items available at the Emporium and the number of people who bought them.

III. Look at the table and answer the questions that follow in your scrapbook: (show the calculations clearly)

S. No.	ITEMS	NO. OF SHOPPERS (1  = 200 Shoppers)
1	Mushaiks (Waistcoat)	
2	Gurdam (Cap)	
3	BiangSipi (Beads Chain)	
4	Skirts	
5	Belts	

- How many people bought Mushaiks, Gurdan, BiangSipi, Skirts and Belts?
 - How many people bought BiangSipi? How much more was it than Gurdam?
 - If the cost on one belt is 50. How much did Mukut earn from selling belts?
 - Which item was sold the most and how many shoppers bought it?
 - In all how many shoppers bought items from the emporium if each person bought only one item?
- IV. Now, beautifully present data in vertical pictograph of your choice. You can paste/draw symbols and take scale of your own choice to present the data.

TASK 4:

विषय वस्तु परिधान की आत्म कथा

गतिविधि - ओरगामी कला जापान की एक प्रसिद्ध पारम्परिक कला है जिसमें पेपर (मोटे कागज़) को तह करके खूबसूरत कलाकृतियों का निर्माण किया जाता है। इसमें काटने व गोंद का प्रयोग अवाछनीय है। ओरगामी कला के माध्यम से कोई भी (जैसे कोट ,पैट , फ्रॉक ,शॉल , लुंगी ,चेमिस ,मुशैक) पारम्परिक परिधान का चयन करके बनाए। सुझाव के लिए लिंक :<https://youtu.be/zSV9FZld69w>



अरुणाचल प्रदेश में औरतों के चेमिस ,मुशैक परम्परागत परिधान है। परिधान का सफर सूत से प्रारम्भ होता है। सूत से परिधान बनने के सफर को यहाँ दिए गए इन २० शब्दों की सहायता से अपनी हिंदी की अभ्यास पुस्तिका में १५-२० पंक्तियों का एक अनुच्छेद स्क्रैप बुक मई लिखें। ध्यान रहे की दिए गए सभी शब्द का प्रयोग करना अनिवार्य है।

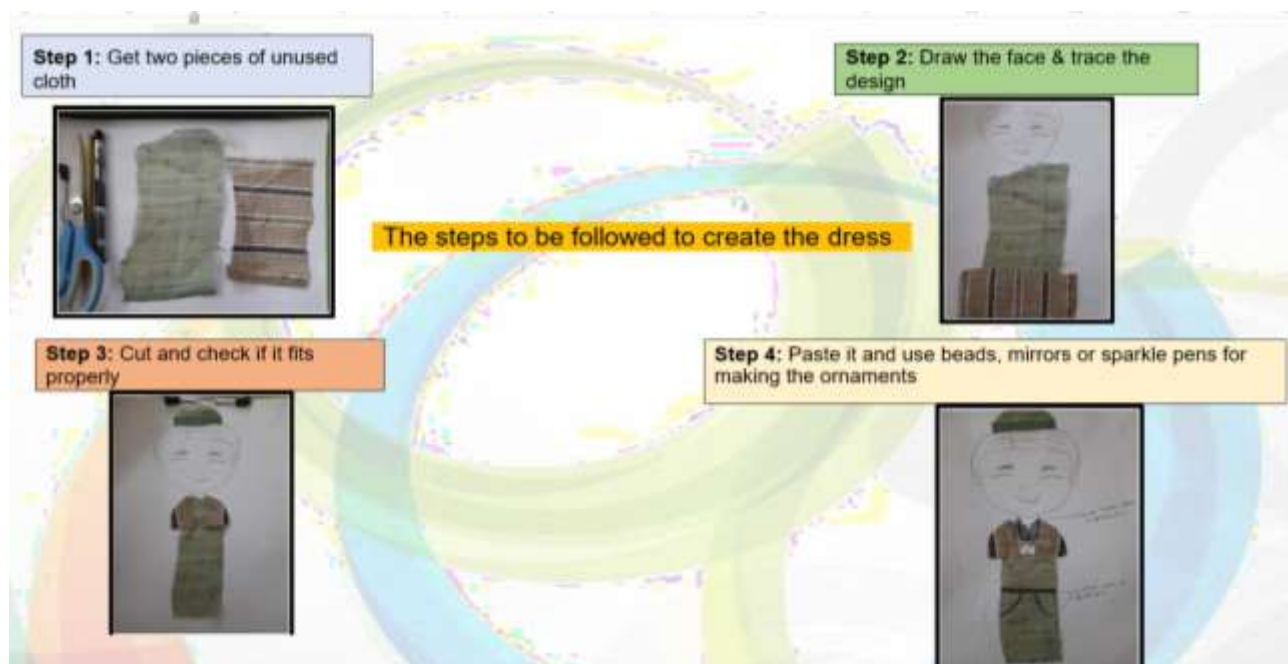
परिधान	बुनाई	रेशम	कपास	रुई	ओटाई	वस्त्र	कताई	धागा	सुई
रेशा	बुनकर	सिलाई	रंगाई	कृत्रिम	दर्जी	प्राकृतिक	उन	नाइलन	मौसम

TASK 5: Designing traditional dresses of Arunachal Pradesh

Instructions:

1. With the help of an adult, find two old worn out clothes which are not in use.
2. Look at the picture and draw an outline of the dress on the cloth.
3. Cut the outline from both the clothes and recreate the traditional dress of Tagin tribe from Arunachal Pradesh.
4. Paste the final dress in your Scrape book.
5. Now write 5 lines describing the vibrant clothes and jewellery of the Tagin tribe from Arunachal Pradesh in Scrap Book

Note: You can also use beads, mirror or sparkle pens to draw ornaments.



- Research and gather information about traditional dresses worn in different tribes or communities of Arunachal Pradesh and Uttar Pradesh.
- Write about
 - distinct features,
 - materials,
 - colors,
 - patterns,and accessories associated with traditional dresses from both states and also paste the pictures.
(**NOTE:** Do ALL WORK IN A SCRAP BOOK)

THE S D VIDYA SCHOOL, NOIODA
WORKSHEET -1
SUBJECT- ENGLISH

Q1. Underline the subject and circle the predicate of each sentence:

- 1) A swarm of bees was buzzing around the hive.
- 2) The old rooster crows every morning.
- 3) A birthday card from my aunt arrived yesterday by mail.
- 4) Tarzan built a tree-house in the forest for Jane.
- 5) The horse appeared at the starting line.
- 6) The student arrived late to class because he woke u plate.
- 7) John looked out of the window to check the sky.
- 8) The audience grew very restless waiting for the play to start.
- 9) The air in the classroom smelled fresh.
- 10) The owners grew flowers all around their house.

Q2. Read the below given sentences carefully and add the punctuation marks. Then, label it; imperative, declarative, interrogative or exclamatory:

1. How was you day at school
2. Walking up that mountain is dangerous
3. Congratulations on your achievement
4. Do your assignments on time
5. Please, get me a glass of water
6. What a pleasant weather
7. You need to get with the program
8. He is the leader of the group

WORKSHEET-2
VOCABULARY AND WRITING SKILLS

A. Using the dictionary give the meanings of the following words.

1. Carry: _____

2. Bundle: _____

3. Winter: _____

B. Complete the following conversation with suitable words.

You and your friend visit a zoo where you enjoy seeing the animals in open enclosures. You like the trees, the lakes and canals, the ice cream and the animals and birds.

You: Hello, today it's going to be _____.

Friend: Yes. I am looking forward to _____.

You: Which _____ shall we see first?

Friend: Let's go and see _____.

You: That's a good _____ . Then we can see _____ . I like to see the birds in the lake. There are _____ , _____ and many _____ .

Friend: Are we allowed to _____ ?

You: No, we can't. But let's get _____ for ourselves.

C. Write the plurals of the following words.

1. Box _____

2. Knife _____

3. Potato _____

4. Latch _____

5. Key _____

D. Write a diary entry about your day at the zoo.

SUBJECT – HINDI
WORKSHEET-1

1] सही वाक्यों के आगे सही (✓) और गलत वाक्यों के आगे गलत (X) का निशान लगाइए—

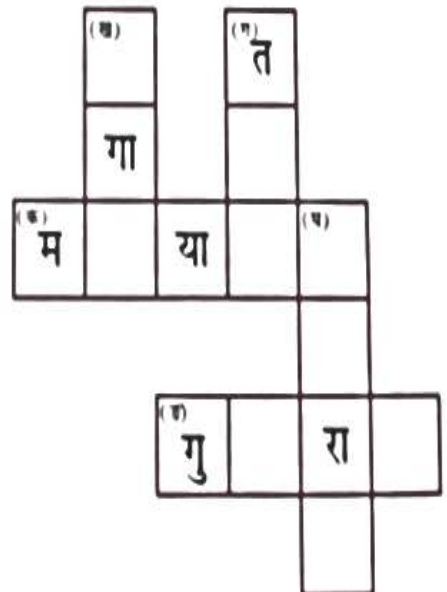
- (क) हम अपने मन की हर बात संकेतों द्वारा प्रकट कर सकते हैं।
- (ख) भारत के सभी राज्यों में एक ही भाषा बोली जाती है।
- (ग) भाषा के दो रूप हैं।
- (घ) बातचीत भाषा का लिखित रूप है।
- (ङ) भारत में कई भाषाएँ बोली जाती हैं।

2] रिक्त स्थानों की पूर्ति कीजिए—

- (क) के द्वारा बोलकर और लिखकर हम अपने विचार प्रकट कर सकते हैं।
- (ख) पत्र-लेखन भाषा का रूप है।
- (ग) उड़ीसा में बोली जाती है।
- (घ) जब हम बोलकर अपने विचार प्रकट करते हैं, तो भाषा का यह रूप कहलाता है।
- (ङ) भाषा के दो रूप और हैं।

3] संकेतों की सहायता से वर्ग-पहेली पूरी कीजिए—

- (क) सीधे—केरल में बोली जाने वाली भाषा।
- (ख) नीचे—यहाँ बांग्ला भाषा बोली जाती है।
- (ग) नीचे—तमिलनाडु में बोली जाने वाली भाषा।
- (घ) नीचे—यहाँ मराठी बोली जाती है।
- (ङ) सीधे—गुजरात में बोली जाने वाली भाषा।



11. नीचे दिये गए अनुच्छेद को पढ़कर प्रश्नों के उत्तर लिखिए ।

एक था राजा । राजा जो लकड़क कपड़े पहनकर हजारों रुपए खर्च करते रहते थे, पर दान के वक्त उनकी मुट्ठी बंद हो जाती थी । राजसभा में एक से एक नामी लोग आते रहते थे, लेकिन गरीब, दुखी, विद्वान, सज्जन इनमें से कोई भी नहीं आता था, क्योंकि वहाँ पर इनका बिल्कुल सम्कार नहीं होता था । एक बार देश में अकाल पड़ गया । पूर्वी सीमा के लोग भूखे-प्यासे मरने लगे ।

1. राजा किसके लिए रुपए खर्च करते रहते थे ?

2. राजसभा में किस तरह के लोग नहीं आते थे ?

3. पूर्वी सीमा के लोग क्यों मरने लगे ?

4. अनुच्छेद पढ़कर उचित शीर्षक लिखिए ।

5. अनुच्छेद से ढूँढकर विलोम शब्द लिखिए ।

i) सुखी x _____ ii) खोल x _____

6. अनुच्छेद से ढूँढकर वचन बदलो

कपड़ा _____ रुपया _____

7. सर्वनाम शब्द दो लिखो

8. क्रिया शब्द दो लिखो

9. लिंग बदलकर लिखो

रानी _____

विदुशी _____

अपठित गद्यांश

बाघ भारत का राष्ट्रीय पशु है। यह वनों में पाया जाता है। इसकी देह पतली और हल्की होती है। इस पर गहरी कत्थई की धारियाँ बहुत सुंदर लगती हैं। इसका मुँह छोटा होता है और गर्दन पर अयाल नहीं होते हैं। इसकी दहाड़ शेर के समान दिल दहलाने वाली होती है। यह हमेशा टेड़ी चाल चलता है और कभी भी अपने शिकार पर सामने से आक्रमण नहीं करता है। इसका आक्रमण हमेशा छिपकर होता है। यह चालाक और धूर्त पशु है। इसकी छलांग शेर से लंबी होती है और दौड़ने का वेग भी अधिक होता है। यह खूंखार मांसाहारी पशुओं में स्फूर्ति के लिए प्रसिद्ध है। यह अपनी माँद में छिपा आराम करता है। यह रात्रि के समय अपने शिकार के लिए निकलता है। यह कभी-कभी वन से लगे गाँवों में जाकर भेड़, भैंस आदि को भी उठाकर ले आता है। फिर एकांत में बैठकर उसे खाता है। बाघ स्फूर्ति, चतुराई, साहस और तीव्रता का प्रतीक होने के कारण भारत का राष्ट्रीय पशु माना जाता है।

प्रश्न:-क) निम्नलिखित प्रश्नों के संक्षेप में उत्तर दीजिए-

१) भारत का राष्ट्रीय पशु कौन है और यह कहाँ पाया जाता है?

उत्तर- -----

२) बाघ की दहाड़ कैसी होती है?

उत्तर- -----

३) बाघ कैसा पशु और इसकी छलांग कैसी होती है?

उत्तर- -----

४) बाघ अपना शिकार कैसे करता है?

उत्तर- -----

५) बाघ किस कारण भारत का राष्ट्रीय पशु माना जाता है

उत्तर-----

WORKSHEET -2

2. निम्नलिखित शब्दों के दो-दो पर्यायवाची शब्द लिखिए -

सूर्य	-
इच्छा	-
अग्नि	-
बालक	-
सिंह	-
नदी	-

3. निम्नलिखित शब्दों के विलोम शब्द लिखिए -

अंधकार	-
अनुकूल	-
आस्तिक	-
एकता	-
कायर	-
नवीन	-

3. बताओ मैं कौन हूँ ? और मेरा चित्र बनाओ ।

क) पंख जैसा कान

लम्बी नाक

गन्ना, केला मेरी पसंद

मैं कौन हूँ ? _____



ख)



हरे पंखे वाली

लाल मेरी चोंच

मिर्ची, अमरुद मेरी पसंद


मैं कौन हूँ ? _____

ग) आठ पोंवाँ वाला मैं


जाल जैसा घर मेरा

चींटी, कीड़े मैं खाता

मैं कौन हूँ ? _____



घ)



जंगल का राजा हूँ मैं

मेरे लम्बे नाखून हैं

मैं गुफा में रहता हूँ

मैं कौन हूँ ? _____

चित्र लेखन



चित्र के अनुसार कहानी का शीर्षक और कहानी लिखे:



.....

.....

.....

.....

.....

.....

.....

.....

.....

.....

.....

.....

.....

.....

**SUBJECT- SOCIAL SCIENCE
WORKSHEET -1**

3. THE NORTHERN PLAINS

A. Write briefly and complete the following table:

	The Ganga Basin	The Brahmaputra Basin	The Satluj Basin
location			
important cities			
crops grown			

B. Name the origin of the following rivers:

1. Ganga
2. Yamuna
3. Brahmaputra

C. Name the important festival associated with the following states:

1. West Bengal
2. Assam
3. Punjab

D. Who am I?

1. I am regarded as the holy river by the Hindus.
.....
2. I am the largest producer of tea.
.....
3. I am the other branch of river that flows through the Bangladesh and then enters the sea.
.....
4. I am rich in alluvium and have a very fertile soil.
.....

E. Give one line answers for the following:

1. basin

.....

2. delta

.....

3. distributaries

.....

MATHEMATICS WORKSHEET -1

I. Fill in the blanks

1. The number from which another number is to be subtracted is called _____
2. The number which is to be subtracted is called the _____
3. The result which we get after subtraction is called _____
4. $10000 - 1 =$ _____
5. $98912 - 0 =$ _____
6. Largest 5-digit number + _____ = smallest 6-digit number.
7. In subtraction problem, the smaller number which is to be subtracted from is _____
8. $85106 - 85106 =$ _____
9. $100000 -$ _____ = 99999
10. When the subtrahend and minuend are the same, the difference is _____
11. 1000 less than 9000 = _____
12. _____ - 0 = 606061
13. If _____ is subtracted from a number, the difference is the number itself.
14. One subtracted from a number gives the _____ of the number as the difference.

II. Subtract

1) 42,069 from 54,999

2) 24,529 from 5,68,048

WORKSHEET -2

1. Round the following numbers to the nearest multiple of 10:

(i) 76

(ii) 98

(iii) 31

(iv) 42

(v) 175

(vi) 447

(vii) 957

(viii) 533

(ix) 1163

(x) 1394

2. Round the following numbers to the nearest 100:

(i) 131

(ii) 748

(iii) 1135

(iv) 7086

(v) 8956

(vi) 12375

(vii) 56017

(viii) 40146

3. Round the following numbers to the nearest thousand:

(i) 1246

(ii) 1578

(iii) 6390

(iv) 9072

(v) 14335

(vi) 31451

(vii) 67218

(viii) 973

SCIENCE WORKSHEET -1

HUMAN TEETH

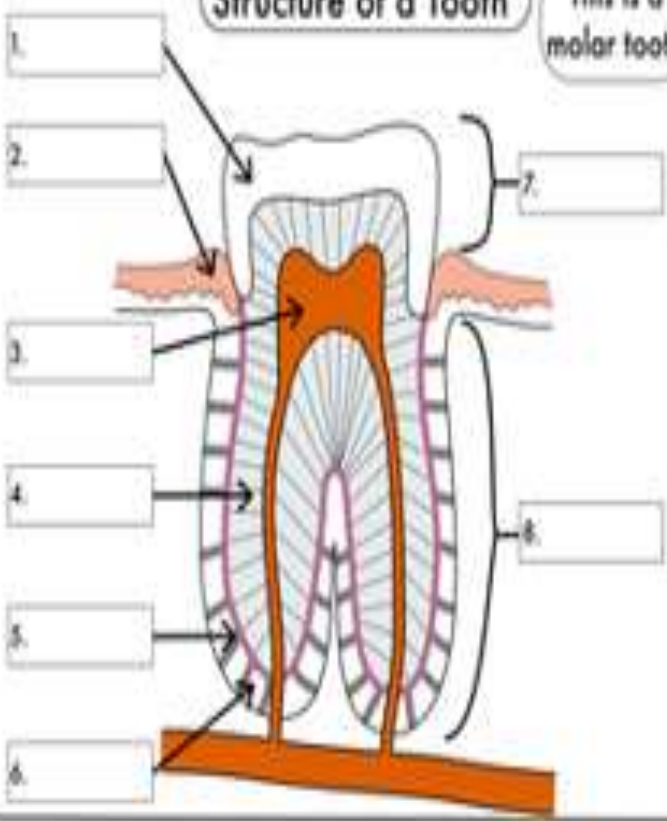
Types of Teeth



Identify and then describe how the four different types of teeth are involved in mastication

Structure of a Tooth

This is a molar tooth



Tooth part	Description of tooth part
Enamel	
Dentine	
Pulp	
Cementum	
Periodontal Membrane	

Question -2) Fill in the blanks:

- (i) The sharp and pointed teeth in our mouth are called _____.
- (ii) A person who is 30 years old should have 32 _____ teeth.
- (iii) In our mouth the 8 _____ in front are the cutting teeth.
- (iv) A tooth with a cavity will start paining if the cavity reaches the _____.
- (v) _____ are the smallest microbes.
- (vi) Milk teeth are also called _____ teeth which are the first set of teeth.

Question -3). Mark a tick (√) or cross (X) against each given statement:

- (i) You have 32 milk teeth.
- (ii) All our teeth have the same shape.
- (iii) The surface of your teeth is harder than a bone.
- (iv) Premolars and molars crush and grind food.
- (v) A microbe is as small as a grain of sand.
- (vi) All microbes are harmful to us.

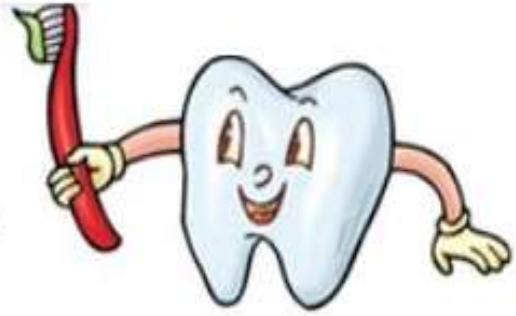
Question - 4) Paste pictures of two animals which will come under these groups:

(In scrap file)

- (i) Tearing teeth
- (ii) Biting teeth
- (iii) Gnawing teeth
- (iv) Animals which swallow their food

Question -5) Complete the activity:

Dental Health



1. _____ A person whose profession is dentistry
2. _____ The hardest substance in your body
3. _____ Large back teeth used for grinding your food
4. _____ Soft, strong thread used to clean between the teeth
5. _____ A soft, sticky, whitish film attached to tooth surfaces
6. _____ A brush for cleaning the teeth
7. _____ The part of the tooth below the gums
8. _____ A hole in the tooth caused by tooth decay
9. _____ The pink tissue at the bottom of teeth
10. _____ A paste for cleaning teeth

Molars
Gums
Plaque
Toothpaste

Root
Dentist
Toothbrush

Floss
Enamel
Cavity