

THE S D VIDYA SCHOOL
NOIDA
HOLIDAY HOMEWORK 2023-24
GRADE-III



Summertime

By Sarah - Little Learning Corner

Summertime, summertime,
Let's go out and play.
Time for fun, and lots of sun.
I love these kind of days!

Summertime, summertime,
Swimming to stay cool.
Pillow fights,
and late night bites.
An awesome break
from school!



happy
holidays!

Dear Student,

- Summer Vacation is the best and the most fruitful time for learning and nurturing creativity. Keeping this objective in mind we have planned diverse and exciting activities that will enhance your knowledge and boost your creativity.
- “Knowledge is Power”. Therefore, read lots and lots of books to cultivate the reading habit and develop your vocabulary, language skills, increase your attention span and improve your spellings.
- “A healthy mind lives in a healthy body”. So play the sport of your choice INDOORS. It will help to instill discipline, generate sporting spirits and channelize your energies constructively.
- Get up early in the morning and see the rising sun. Do indoor exercises / yoga and stay healthy and fit. Spend quality time with your elders and share your thoughts and ideas with them.
- Eat healthy food and drink lots of water during summer.
- Integrating curriculum helps students deepen their understanding of the subject matter and comprehend relationship between different areas of study. This year’s holiday homework has been designed keeping this interdisciplinary aspect in mind.

Let's Go Green

The thrill of planting a seed and watching it grow can be a wonderful experience for our kids. They can look at the changes when the seed blooms into a sapling and during the growth process taking ownership of it will inculcate the virtue of love and care in them. They will understand what it takes to nurture a seed and how significant are plants and trees in our environment.

Requisition and instruction for the activity: -

- A small earthen pot.
- A seed of your choice
- The sapling has to be brought to school on 5 th July, 2023 labelled with the student’s name on the pot.

NOTE: The seed properly nurtured and best taken care of will be awarded.



**WE WISH YOU TONS OF HAPPINESS ,JOY
AND FUN WHILE YOU ARE ON VACATION!**



A single inter – disciplinary project is to be made in one file containing all subjects.

- ❖ The first page of the project should have the following details-
- ❖ Name of the Student-
- ❖ Class and section-
- ❖ Session-

The second page must have the following:


Teacher's Signature	Remarks by Teacher	Subject

- The project should be hand written on A4 size white/coloured sheets and to be attached in scrap book.
- All subject specific tasks or homework to be placed in a single file.
- Do the work in neat and clean handwriting.
- Follow the procedure of leaving one finger space between words.

Theme- Food of Arunachal Pradesh

TASK-1

- A. FOOD COLLAGE-**Collect image of Arunachal Pradesh's traditional food from magazine, Cookbook or the internet. Cut out the image and create a collage. Add your own artistic touch.



INSTRUCTIONS:

- Gather the necessary materials for the collage, including an A3 size paper, child-safe scissors, glue sticks.
- Cut & arrange the food images on the paper in any way you like. You can overlap the images, create patterns, or group similar foods together.
- Once satisfied with your arrangement, paste the food images onto the A3 size paper.
- Apply & press the images down gently to ensure they stick properly.
- Personalize your collage by adding your own drawings or decorations. You can use markers or crayons to draw plates, utensils, or other elements that complement the food images.

- B. KISSE, KAHANIYA AUR KHANA-** Write some interesting facts about the food of Arunachal Pradesh. The origin and pop up elements to make it attractive and engaging.



INSTRUCTIONS

- Use colored A4 size ruled sheets to write the facts.
- Lay out the information and visuals in an aesthetically pleasing and engaging way.
- Accompany each food fact with a brief caption or description.
- Keep the captions concise and easy to understand.

TASK 2:

प्यारेबच्चों !

आइए ,अरुणाचलप्रदेशकेकिसीएकप्रमुखव्यंजनकोबनाथालीमेंसजानेकाप्रयासकरतेहैं ।
अरुणाचलप्रदेशकेकिसीएकप्रमुखव्यंजन (DISHES) कोबनानेकीविधि (RECIPE)
जानकरउसेबनाएतथाचित्रसहितइसकोबनानेकीविधि A3 मेंलिखे ।
व्यंजनकोबनातेहुएअपनाचित्रभीचिपकाएं ।



TASK 3:Flavors of Arunachal Pradesh



Aroma and flavors of spices are inseparable from any food item of any region of the world. Arunachal Pradesh has tremendous as well as significant potential for growing high value spices. The state remains largely unexplored and the potential is locked up. The rich biodiversity, diverse climatic zones and varying degrees of elevation makes this state the ideal location for growing different varieties of high value spices.

PROJECT – 1. Collect and paste pictures of five Herbs and five Spices available in Arunachal Pradesh along with their Nutritional and medicinal value.

Describe about five famous spices and five Herbs of Arunachal Pradesh. You can paste pictures of them. Do this activity in a scrap book.

Decorate the front page and cover of the scrap book as beautifully and creatively as you can by showing Vegetation of state Arunachal Pradesh.

(a) Mention part of the plant where spices and herbs grow

(b) Medicinal benefits.

(c) Nutritional value

(d) Name of any three food items prepared by using these herbs and spices.

(Three food items for each herbs and spices)

2. Show your creativity with Spices. You can refer the ideas given below.



TASK 4: To make a Menu card and Bill

In a village in Arunachal Pradesh, a local restaurant serves traditional dishes such as Apong, Bamboo Shoot Fry, Thukpa, Pehak, PikaPila and Rice etc.

Activity 1 Make a menu card including pictures of dishes and rate.

Activity 2 Students will make a bill of 5 to 6 items on an A4 size paper whose rate and quantity is given. They will find out the amount to be paid to the shopkeeper. Kindly refer to the following pictures to complete your task.



Receipt

Date: _____
 No.: _____
 Server: _____

Item	Qty.	Price

Sum: _____
Tip: _____
Total: _____

Signature _____

TASK 5:

Activity 1 :Out of the 26 districts of Arunachal Pradesh, Dibang Valley is its largest district while Tawang is the smallest. Make a collage on the major cuisine of any one of the districts. Do this work in your Scrap book.

Activity 2:Make a collage on the cuisines of Arunachal Pradesh.

- Write few lines/ information about the delicacies or dishes. •

To be done on the Scrapbook.

- Paste minimum 6-8 pictures



THE S D VIDYA SCHOOL, NOIODA
WORKSHEET -1
SUBJECT- ENGLISH

Q1. Order the words to make sentences.

a. play this weekend. Going to 'm soccer I

_____.

b. going to clean your bedroom? Are you

_____.

c. eat going to pizza. They aren't

_____.

d. is your mother cook for lunch? What going to

_____.

e. going to chocolate. My brothers eat aren't

_____.

f. are going to tomorrow? Fornite why play you

_____.

g. we are tonight? What movie going to see

_____.

h. you next year? What study going to are

_____.

WORKSHEET-2

Q1. You are meeting your friend after holidays. Write four questions

you would like to ask him/ her about what he/she did in the

holidays.

1. _____

2. _____

3. _____

4. _____

Now, answer the question on behalf of your friend.

1. _____

2. _____

3. _____

4. _____

SUBJECT – HINDI
WORKSHEET-1

प्रश्न- सही वाक्यों के सामने (✓)का चिन्ह लगाइए -

i) यह घड़ी है मेरी।

यह मेरी घड़ी है।

मेरी यह घड़ी है।



ii) हैं कुत्ते भौंकते।

कुत्ते हैं भौंकते।

कुत्ते भौंकते हैं।



iii) राजा और रानी दोनों आए थे।

दोनों राजा और रानी आए थे।


आए दोनों राजा और रानी थे।



IV) स्टेशन खड़ी पर गाड़ी है।

गाड़ी स्टेशन पर खड़ी है।

पर गाड़ी स्टेशन खड़ी है



भाषा और व्याकरण (अभ्यास)

1. भाषा के कितने रूप होते हैं?
दो तीन चार
2. टेलीविजन देखना भाषा का कौन सा रूप कहलाता है?
मौखिक लिखित सांकेतिक
3. निम्न में से कौन सा भाषा का मौखिक रूप कहलाता है?
कहानी सुनना किताब पढ़ना पत्र लिखना
4. भाषा के शुद्ध रूप का ज्ञान कराता है।
लिपि व्याकरण भाषा
5. भारत में कितनी भाषाओं को मान्यता प्राप्त है?
20 21 22
6. मौखिक ध्वनियों के लिखने के विहनों को क्या कहते हैं?
वर्णमाला लिपि व्याकरण
7. हिंदी दिवस कब मनाया जाता है?
14 सितंबर 1949 14 सितंबर 1946 14 सितंबर 1950
8. हिंदी किस लिपि में लिखी जाती है?
रोमन फारसी देवनागरी
9. अंग्रेजी की लिपि बताइए।
रोमन फारसी देवनागरी
10. भावों के आदान-प्रदान के साधन को क्या कहते हैं?
व्याकरण भाषा लिपि

SUBJECT- SOCIAL SCIENCE
WORKSHEET -1

Q.1. Fill in the blanks

- a) _____(Earth/Venus) so far is the only planet that has life on it.
- b) The surface of the Earth is covered with _____and _____. (water and Land/Planets and satellite)
- c) The Earth spins from _____to_____. (West, east/east, west)
- d) _____ (Moon/Sun) is the centre of the Earth.
- e) _____ (compass/compas) always points towards the north.
- f) Brightest star in the sky is the _____ (Ursa Major/ Pole Star)

Q.2. Unscramble the words

- a. The Earth is of this shape. (UDORN) _____.
- b. This covers about three-fourth's surface of the earth. (ARTEW) _____.
- c. The blue planet of our solar system. (TERAH) _____.
- d. (CFAPICI) _____ is the deepest water body on the Earth.
- e. Heavenly bodies that move around the Sun is called (ENPTAL) -

- f. We can hang (PAM)_____ on the wall.

Q. 3. Multiple choice questions- Circle the correct answers.

A. The movement of the Earth on its axis is called.

- a) rotation
- b) revolution
- c) both I and II

B. The sun rises in the:

- a) west
- b) east
- c) north

C. Earth moves around.

- a) moon
- b) sun
- c) stars

D. _____ is the natural satellite of the Earth.

- a) sun
- b) stars
- c) moon

E. Constellations are the patterns formed by

- a. sun
- b. planets
- c. stars

F. Energy we get from the Sun.

- a. light energy
- b. solar energy
- c. heat energy

G. Used by sailors to find directions.

- a. compass
- b. compass
- c. none of the above

4. Complete the following.

- a. Night : Moon : Day : _____
- b. Planet : Solar system : Stars : _____
- c. Earth : Planet : Moon : _____
- d. India : Asia : Canada : _____

Write about various forms of pollution and how to prevent them, along with the photographs in your scrapbook

Best out of waste

Utilise leftover plastic from your home to make something useful.

MATHEMATICS WORKSHEET -1

Q 1: Add:

$$\begin{array}{r} 1) \quad 2607 \\ + \quad 1328 \\ \hline \end{array} \quad \begin{array}{r} 2) \quad 5286 \\ + \quad 505 \\ \hline \end{array} \quad \begin{array}{r} 3) \quad 2305 \\ + \quad 3523 \\ \hline \end{array} \quad \begin{array}{r} 4) \quad 6817 \\ + \quad 1320 \\ \hline \end{array}$$

$$\begin{array}{r} 5) \quad 2582 \\ + \quad 2173 \\ \hline \end{array} \quad \begin{array}{r} 6) \quad 4438 \\ + \quad 3121 \\ \hline \end{array} \quad \begin{array}{r} 7) \quad 7653 \\ + \quad 273 \\ \hline \end{array} \quad \begin{array}{r} 8) \quad 1914 \\ + \quad 359 \\ \hline \end{array}$$

$$\begin{array}{r} 9) \quad 3348 \\ + \quad 2296 \\ \hline \end{array} \quad \begin{array}{r} 10) \quad 1843 \\ + \quad 4514 \\ \hline \end{array} \quad \begin{array}{r} 11) \quad 2485 \\ + \quad 5176 \\ \hline \end{array} \quad \begin{array}{r} 12) \quad 7624 \\ + \quad 365 \\ \hline \end{array}$$

Q2: Subtract:

$$\begin{array}{r} 1) \quad 4275 \\ - \quad 2836 \\ \hline \end{array} \quad \begin{array}{r} 2) \quad 8162 \\ - \quad 3657 \\ \hline \end{array} \quad \begin{array}{r} 3) \quad 7445 \\ - \quad 529 \\ \hline \end{array} \quad \begin{array}{r} 4) \quad 4807 \\ - \quad 3826 \\ \hline \end{array}$$

$$\begin{array}{r} 5) \quad 6755 \\ - \quad 1498 \\ \hline \end{array} \quad \begin{array}{r} 6) \quad 5632 \\ - \quad 884 \\ \hline \end{array} \quad \begin{array}{r} 7) \quad 3283 \\ - \quad 1758 \\ \hline \end{array} \quad \begin{array}{r} 8) \quad 4913 \\ - \quad 2756 \\ \hline \end{array}$$

$$\begin{array}{r} 9) \quad 8956 \\ - \quad 2705 \\ \hline \end{array} \quad \begin{array}{r} 10) \quad 5021 \\ - \quad 3638 \\ \hline \end{array} \quad \begin{array}{r} 11) \quad 3912 \\ - \quad 3576 \\ \hline \end{array} \quad \begin{array}{r} 12) \quad 2744 \\ - \quad 396 \\ \hline \end{array}$$

SCIENCE WORKSHEET -1

Q-1) Match the names of the following houses.



Hut


House of snow (Igloo)

Tent

Houseboat

Multi storeyed-building

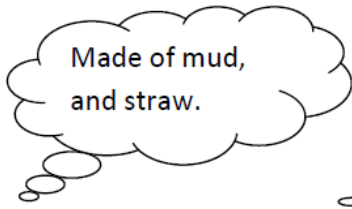
Q-2) Draw these houses and color them.

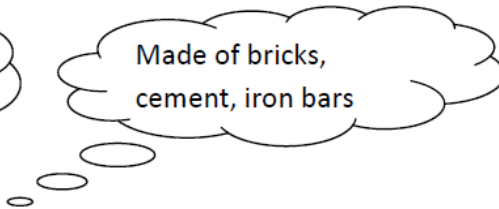


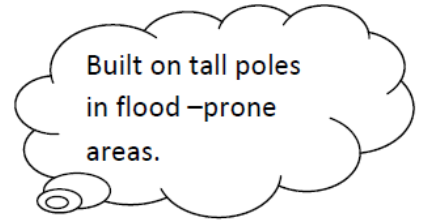
A house made in floating boat

A house made up of ice

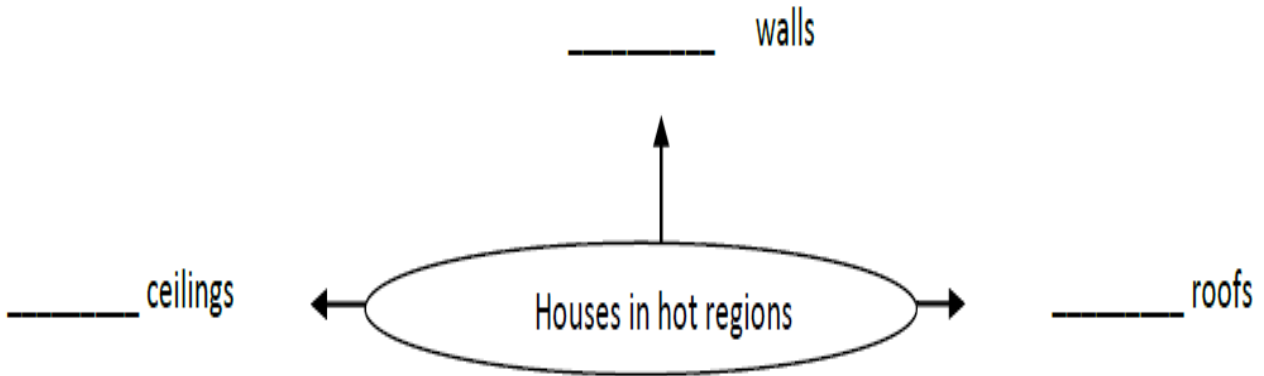
Q-3) Guess the type of house from the clues given with?







Q-4) Write the features.



Q-5) Search for SEVEN names of the people who work to build a house in a city.

X	E	L	E	C	T	R	I	C	I	A	N	O
Y	L	B	L	A	C	K	S	M	I	T	H	P
M	U	G	F	R	E	B	M	U	L	P	U	P
G	Z	C	N	P	A	I	N	T	E	R	X	O
R	H	X	X	C	A	R	P	E	N	T	E	R
M	A	S	O	N	A	Q	W	E	R	T	X	K
G	H	J	K	T	X	X	N	L	J	P	O	L
B	Y	A	R	C	H	I	T	E	C	T	K	M

Q-6) Write the examples of:

- Two permanent houses _____
- Two temporary houses _____
- Two portable houses _____

Q-7) Fill in the blanks

- a) Ali lives in Delhi. He bought a _____ in a multistoried building.
- b) Amar went to Cherrapunji, a place in Meghalaya where it rains heavily. So, he bought a _____ house.
- c) Soha went to Srinagar in Kashmir. He booked a _____ in the beautiful Dal Lake.
- d) _____ are the traditional houses of the Eskimos, people who live in Arctic region.
- e) We all need a _____ to live in.
- f) Mountain climbers often carry _____ with them.
- g) House-boats are also called _____.
- h) Fish and crabs live in _____.
- i) _____ houses are built on pillars.
- j) Tents are made up of _____

Q-8) Complete the sentences.

- a) Igloos have small doors to_____.
- b) The houses in earthquake-prone areas are made of wooden planks because

_____.

Q-8) Answer the following questions: (In holiday homework scrap file)

Q.1- Why do we need a house?

Ans.

Q.2- Name three kinds of temporary houses.

Ans.

Q.3- Name two kinds of permanent houses.

Ans.

Q.4- Name four materials used for building a house.

Ans.

Q.5- What is an igloo? Who lives in igloos?

Ans.

Q.6- Where are the houses with sloping roof usually found and why?

Ans.

Q.7- How are the sloping roofs helpful?

Ans.

Q.8- What is a house-boat? Where are the house-boat usually found in India?

Ans.

Q-9) Every person has a dream. A dream to build a house for himself, his family. You also must be having one. Why not to start, by making a small house for our family using waste materials. Few ideas are given below.



Worksheet on Birds

I. Fill in the blanks:

- (i) The claws of a _____ bird help it to hold a branch firmly.
- (ii) The parrot has a strong _____ beak.
- (iii) The _____ feet of a duck help it to swim in water.
- (iv) The _____ bird sucks nectar from flowers.

II. Answer the following questions:

(i) How does the duck make use of its beak?
Ans.

(ii) What does the eagle use its claw for?
Ans.

(iii) What does the woodpecker use its beak for?
Ans.

III. Underline the correct answer:

- (i) The **sparrow/hoopoe** has a short and pointed beak.
- (ii) **Scratching/Climbing** birds have two toes in the front and two at the back.
- (iii) The **stork/woodpecker** has a long, pointed beak.

Birds

Fill in the blanks.

Down Ostrich Bones Body Humming Teeth

Birds do not have _____.

_____ **of the birds are hollow.**

_____ **bird is the smallest and _____ is the largest bird in the world.**

_____ **feathers keep the bird warm.**

_____ **feathers give shape to the body of the birds.**

Choose the type of food eaten by the following birds.

Fish

Insects

Seeds

Nuts



NOTE: Read Chapter "BIRD" from your Science book to complete this worksh