

# THE S D VIDYA SCHOOL

## NOIDA

HOLIDAY HOMEWORK 2023-24

II



### Summertime

By Sarah - Little Learning Corner

Summertime, summertime,  
Let's go out and play.  
Time for fun, and lots of sun.  
I love these kind of days!

Summertime, summertime,  
Swimming to stay cool.  
Pillow fights,  
and late night bites.  
An awesome break  
from school!

happy  
holidays!





The holiday homework activities are based on the theme

## **“ME & MY FAMILY”**

My family is special  
Your family is too,  
Mothers and fathers  
And sisters and brothers,  
Grandmas and grandpas  
And so many others,  
Our family is big  
While another is small,  
When we are together  
Or far, far apart,  
The people I love  
Have a place in my heart.



### **General Instructions:**

1. All the work to be done in HHW scrap book.
2. Complete the worksheets that follow and paste them in the HHW scrap book.
3. Parents are requested to only guide their children while doing the work

## Let's Go Green

The thrill of planting a seed and watching it grow can be a wonderful experience for our kids. They can look at the changes when the seed blooms into a sapling and during the growth process taking ownership of it will inculcate the virtue of love and care in them. They will understand what it takes to nurture a seed and how significant are plants and trees in our environment.

Requisition and instruction for the activity: -

- A small earthen pot.
- A seed of your choice
- The sapling has to be brought to school on 5 th July,2023 labelled with the student's name on the pot.

**NOTE:** The seed properly nurtured and best taken care of will be awarded.



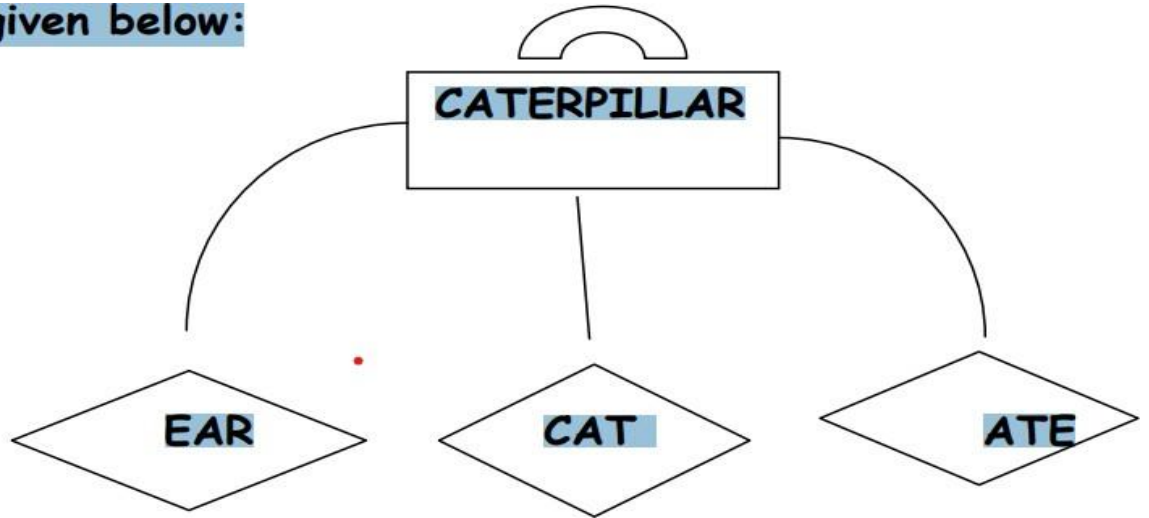


## Task 1: Kangaroo Words

Make as many words as possible from the following words and display each one of them in the form of a wall hanging.

- a) Information b) Hippopotamus c) Forgiveness d) Fortunate

Example is given below:



**Task 2:** आपके परिवार में कौन-कौन हैं? पेड़ों के चित्र अपने स्कैपबुक में बनाएं, लिंग के आधार पर उचित स्थान पर लिखी और उनकी तस्वीरें पेड़ में लगाएं।

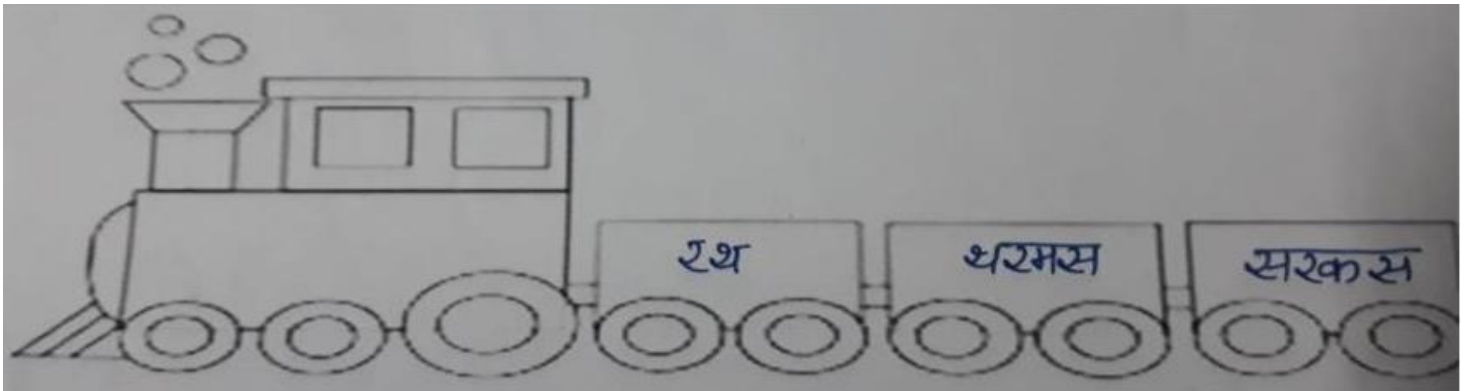


पुल्लिंग



स्त्रीलिंग

**Task 3:** शब्द अंताक्षरी शब्दों की रेलगाड़ी बनाएं उदाहरण के तौर पर नीचे देखें कोई एक शब्द पहले स्थान पर लिखें फिर उसी के अंतिम शब्द से नया शब्द बनाए नीचे दिए गए उदाहरण के अनुसार प्रत्येक विद्यार्थी को तीन-तीन प्रत्येक शब्द से 15 दिन तक बनाने हैं।



**Task 4. Read the given story and fill in the blanks.**

I love my family. There are five people in my family. I have one brother and one sister. My brother is seven and my sister is two years old. My mom and dad make the rules for my family. We care for each other.

Now complete the given fill in the blanks.

1. There are \_\_\_\_\_ people in my family.
2. I have \_\_\_ brother and \_\_\_ sister.
3. My sister is \_\_\_\_\_ years old.
4. My \_\_\_\_\_ and \_\_\_\_\_ make rules for my family.
5. My family members \_\_\_\_\_ for each other.

**Task 5: - Fun with Numbers (Paste this table in your HHW scrapbook)**

Let us revise numbers and number names in a play way method.

Complete the table given below:

<b>S.No</b>	<b>Family member</b>	<b>Name</b>	<b>Age</b>	<b>Number name</b>
1	Me			
2	Father			
3	Mother			
4	Sister			
5	Brother			
6	Grand father			
7	Grand mother			
8	Uncle			
9	Aunty			
10	Cousin			

**Task 6:** Create thank-you cards for each member of your family, recognising their contributions.



द एस.डी विद्या स्कूल, नोएडा  
हिन्दी कार्यपत्रिका

कक्षा- २

नाम: \_\_\_\_\_

दिनांक: \_\_\_\_\_

## एकवचन – बहुवचन

बाजा



बाजे

ताला



अंडे

गमला



ताले

पत्ता



गमले

अंडा



लड़के

लड़का



पत्ते

### Activity: हिन्दी स्क्रेपबुक

1. प्रातः काल में होने वाली क्रियाएँ लिखें और उनके चित्र चिपकाये।
2. पंडित जवाहरलाल नेहरू की ५ विशेषताएँ लिखें और चित्र चिपकाये।

द एस.डी विद्या स्कूल, नोएडा

हिन्दी कार्यपत्रिका

कक्षा- २

नाम: \_\_\_\_\_

दिनांक: \_\_\_\_\_

एक गर्मियों का दिन था। गोपाल और उसके दोस्त गाँव के खेतों में खेल रहे थे। सूरज तेजी से चमक रहा था और हवा भी ठंडी नहीं थी। वे अपने स्वास्थ्य के लिए पानी पीने के लिए अपार्टमेंट के निकट स्थित छोटे से पानी की नदी में जा रहे थे। रास्ते में, उन्होंने कुछ सौभाग्यशाली लोगों को देखा जो नदी में स्नान कर रहे थे।

**नीचे दिए गए प्रश्नों के उत्तर दीजिए:**

प्र. गोपाल और उसके दोस्त क्या कर रहे थे?

उ. \_\_\_\_\_  
\_\_\_\_\_

प्र. कैसा था दिन?

उ. \_\_\_\_\_  
\_\_\_\_\_

प्र. किसलिए उन्होंने पानी की नदी में जाने का निर्णय लिया?

उ. \_\_\_\_\_  
\_\_\_\_\_

प्र. रास्ते में किसे देखा और वह क्या कर रहे थे?

उ. \_\_\_\_\_  
\_\_\_\_\_



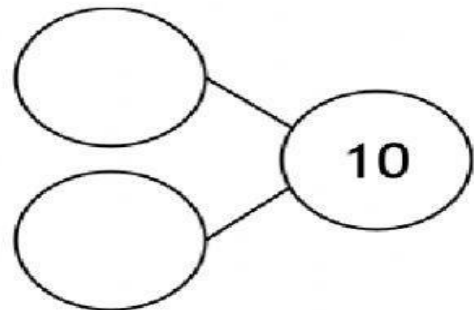
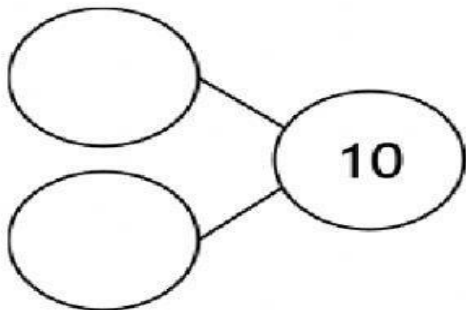
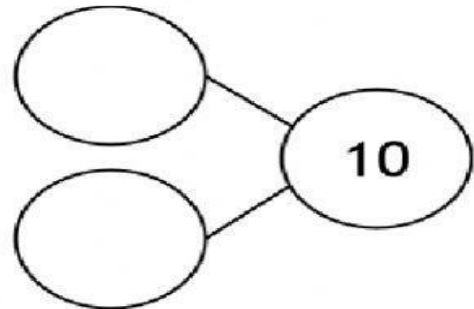
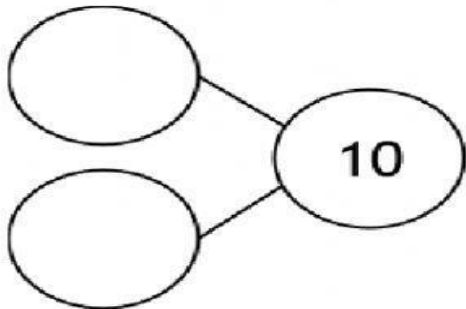
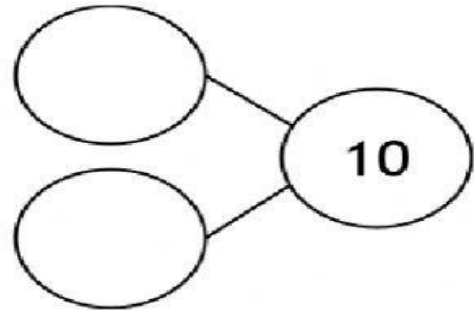
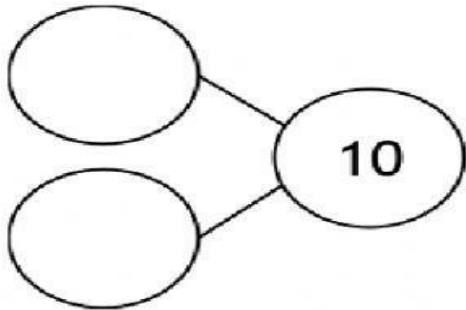


NAME: \_\_\_\_\_

DATE: \_\_\_\_\_

### Number Bonds to 10

Fill in all the combinations for 10.





**THE S D VIDYA SCHOOL NOIDA**  
**CLASS - II**  
**SUBJECT- MATHS**

**Write in increasing order.**

(1) 48, 75, 32, 68, 48, 58

\_\_\_\_\_

(2) 72, 84, 43, 100, 32, 99

\_\_\_\_\_

**Write in decreasing order.**

(1) 92, 48, 85, 62, 39, 100

\_\_\_\_\_

(2) 14, 98, 76, 85, 45, 68

\_\_\_\_\_

**Counting backwards write 69 – 58.**

(1) 69 \_\_\_\_\_

(2) \_\_\_\_\_

**Put > or < sign in the blank space.**

(1)  $60 + 7$  \_\_\_\_\_  $48$

$90 - 4$  \_\_\_\_\_  $85$

(2)  $33 + 1$  \_\_\_\_\_  $27$

$70 - 7$  \_\_\_\_\_  $66$

(3)  $46 + 2$  \_\_\_\_\_  $53$

$50 - 5$  \_\_\_\_\_  $50$

**Activity:** Make number grid on Addition in your maths scrapbook. Do not copy from below. Use your own creativity.

1	2	3	4	5	6	7	8	9	10
11	12	13	14	15	16	17	18	19	20
21	22	23	24	25	26	27	28	29	30
31	32	33	34	35	36	37	38	39	40
41	42	43	44	45	46	47	48	49	50
51	52	53	54	55	56	57	58	59	60
61	62	63	64	65	66	67	68	69	70
71	72	73	74	75	76	77	78	79	80
81	82	83	84	85	86	87	88	89	90
91	92	93	94	95	96	97	98	99	100

Use the 100 chart to solve the problems.

$54 + 32 =$

86

**EXAMPLE**



**THE S D VIDYA SCHOOL NOIDA**  
**CLASS - II**  
**SUBJECT- ENGLISH**



**NAME:** \_\_\_\_\_

**DATE:** \_\_\_\_\_

Colour the box with proper noun with yellow and common noun with green use pencil colour.

Animal	Pune	Girl	City	Australia
English	Boy	Wednesday	Doctor	Bag
Tree	Prachi	Teacher	Himalaya	Garden
Park	Box	Christmas	August	India
Asia	Amit	School	March	Table
Pizza	Books	Ganga	Pencil	Riya
Noida	Toy	Red Fort	America	Bottle
Rock Garden	River	Hill	Arjun	Yamuna
House	Surat	Mountain	Mumbai	Nurse
Diwali	Mango	Uncle	Fan	France
College	Cat	Post Office	India	Crown
Tom & Jerry	Kite	Map	Globe	Earth



**THE S D VIDYA SCHOOL NOIDA**  
**CLASS - II**  
**SUBJECT- ENGLISH**



**NAME:** \_\_\_\_\_

**DATE:** \_\_\_\_\_

Rearrange words to make meaningful sentences.

1. am I to school going.

2. love kitten I my.

3. my very brother little is naughty.

4. do helped me to the mummy homework.

5. like I to birds draw.

6. know I to swim how.

7. sister my well sings.

8. don't I milk like.

9. to my cat drink milk loves.

10. want I a story to write.

## **Activity: English Scrapbook**

1. Make a tree and write it's uses. Do not copy from below. Use your own creativity.



## **Project:**

Roll no. 1-8 Make naming words chart.

Roll no. 9-16 Make a chart on one and more than one.

Roll no. 17-23 Make a beautiful green and clean Earth on a chart paper.



## My wonderful body

### I. Identify the organs and name them.



### II. Fill in the blanks.

1. The sense organ that helps us to touch and feel is our \_\_\_\_\_.
2. The \_\_\_\_\_ filters the blood and removes waste from it.
3. The main function of heart is to pump \_\_\_\_\_ to all parts of the body.

### III. Choose the correct answer.

1. The \_\_\_\_\_ controls our body movements.  
a. brain                      b. hands                      c. eyes
2. I can smell the flower with my \_\_\_\_\_.  
a. ears                      b. nose                      c. legs

Activity – a. FAMILY ALBUM

Collect pictures of your parents, grandparents, brother, sister, uncles, aunts, and cousins. Make a family album with their name and birthday.



b. Visit a zoo or park in your city. Share your experience with the class.

c. Collect pictures of various animals you see in a zoo. Paste them into your scrapbook.

