

THE S D VIDYA SCHOOL
NOIDA

HOLIDAY HOMEWORK 2023-24

CLASS -1ST



Summertime

By Sarah - Little Learning Corner

Summertime, summertime,
Let's go out and play.
Time for fun, and lots of sun.
I love these kind of days!

Summertime, summertime,
Swimming to stay cool.
Pillow fights,
and late night bites.
An awesome break
from school!

**happy
holidays!**



Dear student,

- Summer Vacation is the best and the most fruitful time for learning and nurturing creativity. Keeping this objective in mind we have planned diverse and exciting activities that will enhance your knowledge and boost your creativity.
- “Knowledge is Power”. Therefore, read lots and lots of books to cultivate the reading habit and develop your vocabulary, language skills, increase your attention span and improve your spellings.
- “A healthy mind lives in a healthy body”. So play the sport of your choice INDOORS. It will help to instill discipline, generate sporting spirits and channelize your energies constructively.
- Get up early in the morning and see the rising sun. Do indoor exercises / yoga and stay healthy and fit. Spend quality time with your elders and share your thoughts and ideas with them.
- Eat healthy food and drink lots of water during summer.
- Give food and water to birds and animals.
- Integrating curriculum helps students deepen their understanding of the subject matter and comprehend relationship between different areas of study. This year’s holiday homework has been designed keeping this interdisciplinary aspect in mind .

**WE WISH YOU TONS OF HAPPINESS, JOY
AND FUN WHILE YOU ARE ON VACATION!**

Let's Go Green

The thrill of planting a seed and watching it grow can be a wonderful experience for our kids. They can look at the changes when the seed blooms into a sapling and during the growth process taking ownership of it will inculcate the virtue of love and care in them. They will understand what it takes to nurture a seed and how significant are plants and trees in our environment.

Requisition and instruction for the activity: -

- A small earthen pot.
- A seed of your choice
- The sapling has to be brought to school on 5 th July,2023 labelled with the student's name on the pot.

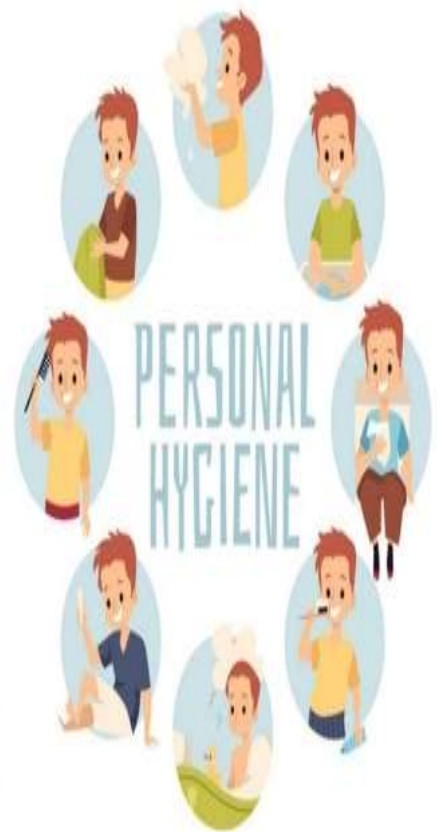
NOTE: The seed properly nurtured and best taken care of will be awarded.



TAKING CARE OF PERSONAL HYGIENE

A healthy personality is the one who is clean, well-dressed, well balanced, well-presented, adaptable, positive and confident about self-image which in turn increases confidence. So lets help our children to inculcate healthy and hygienic habits.

- Taking bath daily.
- Brushing teeth twice daily.
- Combing hair regularly.
- Wearing neat and clean clothes everyday.
- Washing hands before and after meals and whenever they come back from outdoors/games.
- Trimming the nails regularly.
- Covering their mouth/nose while coughing or sneezing.
- To keep their surroundings clean.
- To keep themselves clean and organized.



Linguistic Development:

Children have a great capacity to absorb the language of sounds, therefore we all must put every possible effort to ensure that the child starts learning the language as early as possible. Please try to converse in English with your child to build up his/her confidence. You can use the below mentioned sentences in your daily routine:

1. It's too hot today.
2. Please change my clothes.
3. I am exhausted. I want to take rest.
4. Let's go out.
5. When will papa come home?
6. Please clean my face.
7. Please give me water. I want to quench my thirst.
8. I am hungry , give me something to eat.
9. May I help you?
10. I have finished my work.
11. Mumma please help to do my work.
12. There is a call for you.
13. Papa is not at home.
14. Mumma, you are looking very beautiful.
15. Papa, you are looking very handsome.

Play Time with family members.

INDOOR GAMES are fun with the family. Playing indoor games like ludo, carrom board or cards with your family members is a perfect way to spend time. Play and have fun while you learn.



General Instructions:

- Use your creativity and imagination to make your homework colorful and presentable.
- Spend time with your grandparents, parents and siblings.
- Make an effort to help your parents in small household chores like dusting, cleaning wardrobes, watering the plants.
- Speak in English as much as possible.
- Learn to use the golden words like sorry, please, thank you, excuse me extensively.
- Write one page of writing in English and Hindi twice a week. You can take help of books/newspaper, magazine. Do this work in separate English and Hindi writing notebooks.
- Make one scrap book for all subjects.



Vocabulary Enrichment-


Write the words in a scrap book and draw/paste a picture to represent the word.

Instructions:-

1. This activity is to be done twice a week.
2. Write any new word that you have learnt in your day to day activity /through dictionary/your reading or storybooks.
3. You can complete this activity

ACTIVITY 1

Make two colourful caterpillars with five circles each. You can take cut-outs of paste sheets/origami sheets. Make two word chains of five words each. Start your first chain with relation (like aunt) with any family member and continue it with next word starting with the last letter of previous word like aunt- tap -pot. Similarly make second chain starting with your name. Do this work in scrap book.



ACTIVITY 2

Let's play with your family.



Material required

Dice , Scrap book, Pencil/Marker

How to play :

Make a team of three members. All three members of the family will roll the dice one by one .The child will write these three numbers in the scrap book , add these numbers and write answer. Repeat this procedure five times.


e.g. 2(1st member)+ 3(2nd member)+ 5(3rd member) = 9

ACTIVITY 3

FUN WITH NUMBERS

- Find out who is greater and who is smaller in your family.
- Write the age of your family members in the given circles and then put the correct sign $>$, $<$, $=$

<input type="text"/>	<input type="text"/>
Me	Father
<input type="text"/>	<input type="text"/>
Grand Father	Mother
<input type="text"/>	<input type="text"/>
Uncle	Grand Mother
<input type="text"/>	<input type="text"/>
Sister	Aunt



ACTIVITY 4

अपने और अपने परिवार की पसंदीदा फलों और सब्जियों के चित्र स्क्रेप बुक में चिपकाएं ।

- पांच आ की मात्रा के शब्दों के चित्र स्क्रेप बुक में चिपकाएं तथा नाम लिखे
- कविता अपना घर याद करो

https://youtube.com/watch?v=3zu_eeTrxGU&feature=share

ACTIVITY 5

Paste pictures of different parts of computer in scrap book.

ACTIVITY 6

Choose any one topic from the topics given below and perform a deed that depicts the value chosen by you. Draw a picture / click a photograph of you performing the deed and paste in scrap book.

- (a) I love my family
- (b) A day out with the family
- (c) I am polite to everyone


ACTIVITY 7

Make a family photo frame.

Instructions:

- Make a structure of cardboard that can hold your picture in position.
- Stick colored paper to one of the size of cardboard structure.
- Use your creativity to decorate it with materials like stars, flowers, mirrors etc.
- Stick your family picture into it.
- Make a cardboard stand and attach it to the frame.





The SD Vidya School, Noida
CLASS I
MATHEMATICS WORKSHEET

Name: _____

GREATER AND SMALLER

Draw balls for each number to find out which number is greater in each group. Colour the balls drawn for the greater number.

4	
7	

8	
3	

Draw stars for each number to find out which number is smaller in each group. Colour the stars drawn for the smaller number.

6	
9	

5	
2	



The SD Vidya School, Noida
CLASS I
ENGLISH WORKSHEET



NAME - _____

Circle the pictures of things:



Television



Camel



Bus



Tomato



Strawberry



Eye



Sister



Nose



Doctor



Hand



Boat



Baby



Swing



Tiger



Umbrella



The SD Vidya School, Noida
CLASS I
ENGLISH WORKSHEET

Color Rhyming Word Pairs

Find Rhyming words and use same color to fill set of box that rhyme.

Mug

Hug

Cat

Ear

Sip

dry

Bug

Jug

Bat

Tip

Pear

Fry



The SD Vidya School, Noida
CLASS I
HINDI WORKSHEET

नाम - _____

आ की मात्रा लगाओ ।
चित्र में रंग भरो

'I' की मात्रा

ड...क	न...क
ह...थ	क...न
ज...न	प...न
न...व	क...म
ज...ल	श...म











The SD Vidya School, Noida
CLASS I
HINDI WORKSHEET



नाम - _____

चित्र देखकर नीचे दिए गए वर्ग में से शब्द छांटकर उनमें रंग भरो

	चा	अ	सा	ह	म	न	ट	द	
	फ	ना	ल	आ	स	न	मा	अ	
	जा	र	ब	म	य	षा	ट	ना	
	ट	थ	पा	ल	क	छा	र	स	
	का	झा	फ	जा	आ	गा	ल	हा	



The SD Vidya School, Noida
CLASS I
MATHEMATICS WORKSHEET

Name: _____

7+1 4+4 6+2 3+1 5+3 2+2

4+1 2+3 7+1

3+2 2+6

4+4 3+3 5+1

1+4 2+4

2+6 4+2 3+5

5+3 3+3 4+4

4+4

1+7 7+1 2+6 7+1 5+3

5 = Pink

8 = Yellow

4 = Purple

6 = Red