

The SD Vidya School ,Noida

Summer Holidays Homework Grade 2(2018-19)

Dear Children,

Holidays are always a welcome break from the normal routine and we all look forward to them. Here are the ways by which you can make your holidays fun and learning at the same time.

General Instructions:

- The homework should be compiled in coloured pages scrap book. Scrap Book should be of 10-15 pages with one sized coloured sheet and one page with lines so that the content can be written according to the task mentioned.
- Use your creativity and imagination to make your homework colourful and presentable.
- Go for a walk ,talk about the things you see around.
- Play indoor games like Carom, Ludo etc
- Spend time with your grandparents,uncles and aunts.
- Help parents in small household chores like dusting ,cleaning wardrobes watering the plants.
- Speak in English as much as possible.
- Learn to use the golden words like sorry,please,thankyou ,excuse me extensively.
- Suggested t.v. channels like Animal Planet,POGO,Discovery Channel,Disney

Activity 1: **Extra Reading**: Read books to discover lots of new things!!From the story books you have read few such examples like:Widget by Lyn Rossiter Mc Farland,Big bug surprise by Julia Gran,Henry and Mudge by Cynthia Rylant,Ronald Dahl The Witches and many more.make a word tree.



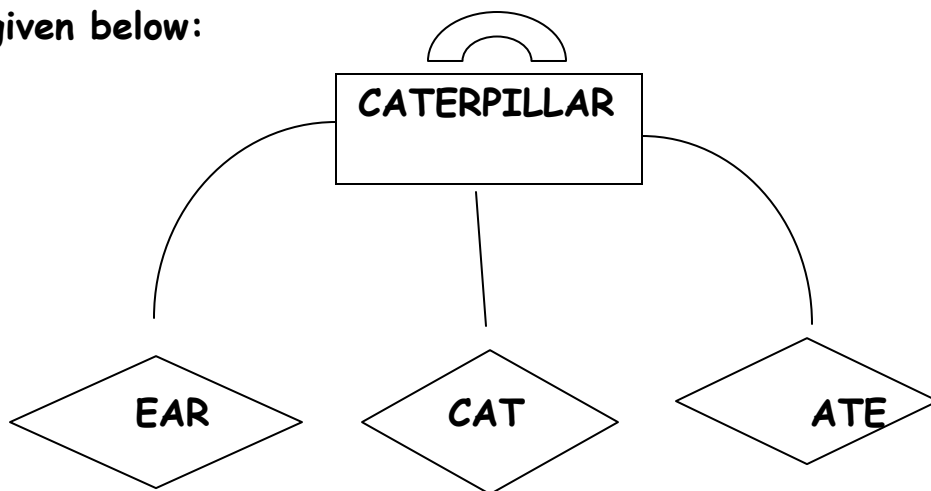
To make a word tree:

- Take a small, old bowl and fill it with mud.
- Now fix a branch of a tree in it.
- Cut leaves out of different coloured sheets.
- Write one word that you have learnt on each leaf, Stick these leaves on the branches of the word tree.
- Attach atleast three leaves every week of your summer Holidays.

Activity 2: Kangaroo Words: Make as many words as possible from the following words and display each one of them in the form of a wall hanging.

a) Information b) Hippopotamus c) Forgiveness d) Fortunate

Example is given below:



Activity 3.

- Make a calendar of your birthday month in the scrap book
- Highlight your birth date.

- How many days are there in a particular month of the calendar you have made_____
- On what day did your calendar end?_____
- What was the day on the 1st of the month of calendar you have drawn_____
- How many Sundays are there in the calendar_____
- e)What was the date on the second Saturday of the calendar you have drawn_____

Activity 4.. Daddy's Day Out : Father's Day is observed on the third Sunday of June. It honours all fathers , grandfathers and father figures for their contribution. So on this Father's Day—

- Pamper your Dad
- Make him feel special in every way
- Surprise him by giving him a card and a gift.
- Prepare a mouth-watering recipe which might become his all time favourite. An example of one such recipe is given below.

RECIPE TIME—“ Yummy Banana Shake with the help of your mom:

Ingredients

- One banana ,half cup milk ,1 teaspoon milk maid .
- Strawberries, peeled oranges ,berries ,sliced almonds, sliced apples .


Method:

- Wear your chef cap and apron.
- Cut a banana ,add half cup milk
- Add one teaspoon milkmaid ,and blend it in a jar until it becomes smooth.


- Now add peeled oranges, strawberries, sliced almonds and sliced apples and mix it well.
- Pour the mixture in juice glass.
- Garnish it with crushed nuts and add a scoop of strawberry ice cream.
- Enjoy your yummy banana shake.

Don't forget to click pictures. Paste them in a scrap book.

Activity 5: आपके परिवार में कौन कौन हैं। पेड़ों के चित्र अपनी स्कैप बुक में बनाएं, लिंग के आधार पर उचित स्थान पर लिखिए और उनकी तसवीरें पेड़ों में लगाएं।



पुल्लिंग



स्त्रीलिंग



Activity 6. Make a bird bath. Look for a flat container and place it on the balcony slab or outside your home. Put some pebbles in it. Pour some fresh water in it every day for the birds, squirrels etc to drink water from. Click pictures of your activity. Write few lines on what you observed.

Activity 7: शब्द अंताक्षरी: शब्दों की रेलगाड़ी बनाएं ,उदहारण के तौर पर नीचे देखें.कोई एक शब्द पहले स्थान पर लिखें फिर उसी के अंतिम शब्द से नया शब्द बनाएं .नीचे दिए गए उदहारण के अनुसार प्रत्येक विद्यार्थी को तीन तीन शब्द प्रत्येक दिन १५ दिन तक बनाने हैं.

